

This fieldbus coupler connects the WAGO I/O System as a slave to the DeviceNet fieldbus.

The fieldbus coupler detects all connected I/O modules and creates a local process image. Analog and specialty module data is sent via words and/or bytes; digital data is sent bit by bit.

The process image can be transferred via the DeviceNet fieldbus to the memory of the control system.

The local process image is divided into two data zones containing the data received and the data to be sent. The process data can be sent via the DeviceNet™ to a control system for further processing. The process output data is sent via DeviceNet™.

The data of the analog modules is stored in the process image that is created automatically according to the order in which the modules are connected to the coupler. The bits of the digital modules are sent byte by byte and added to the analog data. If the amount of digital I/O information exceeds eight bits, the coupler automatically starts with a new byte.

Notes

Note: Configuration files required (EDS!)

Technical data

Communication	DeviceNet
Number of fieldbus nodes on master (max.)	64
Number of I/O points	6000
Baud rate	500 kBd (125 kBd, 250 kBd, 500 kBd)
Bus segment length (max.)	500 m
Transmission medium	Shielded Cu cable; Remote bus cable: 2 x 0.82 mm ² + 2 x 1.7 mm ² ; Drop cable: 2 x 0.2 mm ² + 2 x 0.32 mm ²
Number of modules per node (max.)	64
DeviceNet features	Polled I/O Message Connection Strobed I/O Message Connection Change of State Cyclic Message Connection Group 2 only Slave
Input and output process image (fieldbus) max.	512 bytes/512 bytes
Supply voltage (system)	24 VDC (-25 ... +30 %); via pluggable connector (CAGE CLAMP [®] connection)
Current consumption (5 V system supply)	350 mA
Total current (system supply)	1650 mA
Supply voltage (field)	24 VDC (-25 ... +30 %); via power jumper contacts
Input current via DeviceNet interface at 11 V	120 mA
Input current (typ.) at nominal load (24 V)	500 mA
Power supply efficiency (typ.) at nominal load (24 V)	87 %
Isolation	500 V system/field
Number of outgoing power jumper contacts	3
Current carrying capacity (power jumper contacts)	10 A
Certification	ODVA

Connection data

Connection technology: communication/fieldbus	DeviceNet: 1 x Male connector; 5-pole
Connection technology: field supply	6 x CAGE CLAMP [®]
Connection technology: system supply	2 x CAGE CLAMP [®]
Connection technology: device configuration	1 x Male connector; 4-pole
Connection type 1	System/field supply
Solid conductor	0.08 ... 2.5 mm ² / 28 ... 14 AWG
Fine-stranded conductor	0.08 ... 2.5 mm ² / 28 ... 14 AWG
Strip length	8 ... 9 mm / 0.31 ... 0.35 inches

Physical data

Width	50.5 mm / 1.988 inches
Height	100 mm / 3.937 inches
Depth	71.1 mm / 2.799 inches
Depth from upper-edge of DIN-rail	63.9 mm / 2.516 inches

Mechanical data

Mounting type	DIN-35 rail
---------------	-------------

Material data

Color	light gray
Housing material	Polycarbonate; polyamide 6.6
Fire load	3.302 MJ
Weight	200 g
Conformity marking	CE

Environmental requirements

Ambient temperature (operation)	0 ... +55 °C
Surrounding air temperature (storage)	-25 ... +85 °C
Protection type	IP20
Pollution degree (5)	2 per IEC 61131-2
Operating altitude	0 ... 2000 m / 0 ... 6562 ft
Mounting position	horizontal (standing/lying); vertical
Relative humidity (without condensation)	95 %
Vibration resistance	4g per IEC 60068-2-6
Shock resistance	15g per IEC 60068-2-27
EMC immunity to interference	per EN 61000-6-2, marine applications
EMC emission of interference	per EN 61000-6-4, marine applications
Exposure to pollutants	per IEC 60068-2-42 and IEC 60068-2-43
Permissible H ₂ S contaminant concentration at a relative humidity 75 %	10 ppm
Permissible SO ₂ contaminant concentration at a relative humidity 75 %	25 ppm

Commercial data

Product Group	15 (Remote I/O)
eCl@ss 10.0	27-24-26-07
eCl@ss 9.0	27-24-26-07
ETIM 8.0	EC001603
ETIM 7.0	EC001603
PU (SPU)	1 Stück
Packaging type	Box
Country of origin VKOrg Germany	DE
GTIN	4045454526542
Customs tariff number VKOrg Germany	85176200000

Approvals and certificates

Ex-Approvals



Approval	Standard	Certificate name
ATEX TUEV Nord Cert GmbH	EN 60079-0	
CCCEX CQST/CNEX	CNCA-C23-01	2020312310000215 (Ex nA IIC T4 Gc)
EAC Brjansker Zertifizierungsstelle	TP TC 012/2011	EAC RU C-DE.AM02. B.00163/19 (2Ex nA IIC T4 Gc X)
IECEX TUEV Nord Cert GmbH	IEC 60079-0	IECEX_TUN_14.0035_X (Ex ec IIC T4 Gc)
INMETRO TÜV Rheinland do Brasil Ltda.	IEC 60079-0	BR-Ex_TÜV 12.1297 X
KTL Korea Testing Laboratory	KOSHA Article 34, IEC60079-0	20-KA4BO-0095X

Country specific Approvals



Approval	Standard	Certificate name
EAC Brjansker Zertifizierungsstelle	TP TC 020/2011	EAC RU C-DE.AM02. B.00087/19
KC National Radio Research Agency	Article 58-2, Clause 3	MSIP-REM-W43-FBC750

Ship Approvals



Approval	Standard	Certificate name
ABS American Bureau of Shipping	-	22-2219060
BSH Bundesamt fuer Seeschifffahrt und Hydrographie	-	1104
BV Bureau Veritas S.A.	-	13453/E0 BV
DNV DNV Germany GmbH	DNV-CG-0339,Aug.2021	TAA0000194
KR Korean Register of Shipping	-	KR HMB05880-AC001
LR Lloyds Register EMEA	-	LR22180952TA
PRS Polski Rejestr Statków	-	TE/2236/880590/19
RINA RINA Germany GmbH	-	ELE343521XG001

UL-Approvals



Approval	Standard	Certificate name
UL Underwriters Laboratories Inc. (ORDINARY LOCATIONS)	UL 508	E175199 Sec.1

Downloads

Environmental Product Compliance


Compliance Search

Environmental Product
Compliance 750-306

Documentation

Manual


DeviceNet Fieldbus Coupler	V 2.0.0	pdf 4464.98 KB	
----------------------------	---------	-------------------	---

System Manual WAGO I/O System 750 / 753	V 3.1.0 11.05.2022	pdf 8495.90 KB	
---	-----------------------	-------------------	---

System Manual Series 750/753			
------------------------------	--	--	---

System Description

750/753 Series I/O-System – General Product Information	pdf 953.35 KB	
---	------------------	---

Overview on WAGO-I/O-SYSTEM 750 approvals	pdf 770.48 KB	
---	------------------	---


Use in Hazardous Environments	V 1.0.0	pdf 1007.06 KB	
-------------------------------	---------	-------------------	---

Additional Information

Disposal; Electrical and electronic equipment, Packaging	V 1.0.0	pdf 259.56 KB	
--	---------	------------------	---

Bid Text


750-306	19.02.2019	xml 6.79 KB	
---------	------------	----------------	---


750-306	21.07.2017	doc 30.00 KB	
---------	------------	-----------------	---


Application Notes

Application note, other

WAGO I/O Device Net Coupler with AB SCL500 (a100102)	V1.0.0 27.07.2011	zip 374.53 KB	
--	----------------------	------------------	---


WAGO I/O Device Net Coupler with AB ControlLogix (a100103)	V1.0.0 19.03.2012	zip 374.86 KB	
--	----------------------	------------------	---

Altering Attributes in the DeviceNet coupler 750-306 Version 3.0 (a207000)	V1.0.0 31.05.2011	zip 225.35 KB	
--	----------------------	------------------	---

Inbetriebnahme einer Omron SPS mit einem WAGO DeviceNet Feldbuskoppler a201703	V1.0.0 31.05.2011	zip 702.12 KB	
--	----------------------	------------------	---


CAD/CAE-Data


CAD data

2D/3D Models 750-306	
----------------------	---

CAE data


EPLAN Data Portal 750-306	
---------------------------	---

WSCAD Universe 750-306	
------------------------	---

ZUKEN Portal 750-306	
----------------------	---


Runtime Software

Firmware

0750-0306, Feldbus- koppler DeviceNet	V 04 18.10.2021	zip 467.43 KB	
--	--------------------	------------------	---

Device Files

Device Driver

WAGO USB Service Ka- bel Treiber / Serie 750 und 857	6.5.3.0 10.09.2014	zip 4721.96 KB	
--	-----------------------	-------------------	---

Libraries

Device Description File

750-912; EDS-Dateien für DeviceNet / Serie 750, 752, 755 und 767	10 25.03.2011	zip 66.70 KB	
--	------------------	-----------------	---