

This analog input module powers field-side signal conditioners and transmits electrically isolated analog signals to the bus system. The 24 V field supply is derived from the module's power jumper contacts. The shield directly connects to the DIN-rail. This module powers 2-wire signal conditioners without dedicated power supply.

Technical data	
Number of analog inputs	2
Total number of channels (module)	2
Signal type	Current
Signal type (current)	4 ... 20 mADC
Sensor connection	2 x (2-wire, 3-wire)
Input voltage (max.)	10 V
Signal characteristics	Single-ended
Resolution [bit]	12 bits
Input resistance (max.)	220 Ω
Data width	2 x 16-bit data; 2 x 8-bit control/status (optional)
Conversion time (typ.)	2 ms
Measurement error (reference temperature)	25 °C
Measurement error, deviation (max.) from the upper-range value	0.2 %
Temperature error (max.) of the upper-range value	0.01 %/K
Supply voltage (system)	5 VDC; via data contacts
Current consumption (5 V system supply)	75 mA
Supply voltage (field)	24 VDC (-25 ... +30 %); via power jumper contacts (power supply via blade contact; transmission via spring contact)

Technical data

Isolation	500 V system/field
Number of incoming power jumper contacts	2
Number of outgoing power jumper contacts	2

Connection data

Connection technology: inputs/outputs	8 x CAGE CLAMP®
Connection type 1	Inputs/outputs
Solid conductor	0.08 ... 2.5 mm ² / 28 ... 14 AWG
Fine-stranded conductor	0.08 ... 2.5 mm ² / 28 ... 14 AWG
Strip length	8 ... 9 mm / 0.31 ... 0.35 inches

Physical data

Width	12 mm / 0.472 inches
Height	100 mm / 3.937 inches
Depth	69.8 mm / 2.748 inches
Depth from upper-edge of DIN-rail	62.6 mm / 2.465 inches

Mechanical data

Mounting type	DIN-35 rail
---------------	-------------

Material data

Color	light gray
Housing material	Polycarbonate; polyamide 6.6
Fire load	1.024 MJ
Weight	49.9 g
Conformity marking	CE

Environmental requirements

Ambient temperature (operation)	0 ... +55 °C
Surrounding air temperature (storage)	-25 ... +85 °C
Protection type	IP20
Pollution degree (5)	2 per IEC 61131-2
Operating altitude	0 ... 2000 m / 0 ... 6562 ft
Mounting position	horizontal (standing/lying); vertical
Relative humidity (without condensation)	95 %
Vibration resistance	per IEC 60068-2-6
Shock resistance	15g per IEC 60068-2-27
EMC immunity to interference	per EN 61000-6-2
EMC emission of interference	per EN 61000-6-4
Exposure to pollutants	per IEC 60068-2-42 and IEC 60068-2-43
Permissible H ₂ S contaminant concentration at a relative humidity 75 %	10 ppm
Permissible SO ₂ contaminant concentration at a relative humidity 75 %	25 ppm

Commercial data

Product Group	15 (Remote I/O)
eCl@ss 10.0	27-24-26-01
eCl@ss 9.0	27-24-26-01
ETIM 8.0	EC001596
ETIM 7.0	EC001596
PU (SPU)	1 Stück
Packaging type	Box
Country of origin VKOrg Germany	DE
GTIN	4045454392949
Customs tariff number VKOrg Germany	85389099990

Approvals and certificates

Ex-Approvals



Approval	Standard	Certificate name
ATEX TUEV Nord Cert GmbH	EN 60079-0	
CCCEX CQST/CNEX	CNCA-C23-01	2020312310000215 (Ex nA IIC T4 Gc)
EAC Brjansker Zertifizierungsstelle	TP TC 012/2011	EAC RU C-DE.AM02. B.00163/19 (2Ex nA IIC T4 Gc X)
IECEX TUEV Nord Cert GmbH	IEC 60079-0	IECEX_TUN_14.0035_X (Ex ec IIC T4 Gc)
INMETRO TÜV Rheinland do Brasil Ltda.	IEC 60079-0	BR-Ex_TÜV 12.1297 X
KTL Korea Testing Laboratory	KOSHA Article 34, IEC60079-0	21-KA4BO-0550X
UL Underwriters Laboratories Inc. (HAZARDOUS LOCATIONS)	UL 121201	E198726 Sec.1

Country specific Approvals



Approval	Standard	Certificate name
EAC Brjansker Zertifizierungsstelle	TP TC 020/2011	EAC RU C-DE.AM02. B.00087/19
KC National Radio Research Agency	Article 58-2, Clause 3	MSIP-REM-W43-AIM750

UL-Approvals



Approval	Standard	Certificate name
UL Underwriters Laboratories Inc. (ORDINARY LOCATIONS)	UL 508	E175199 Sec.1

Downloads

Environmental Product Compliance


Compliance Search

Environmental Product
Compliance 750-466

Documentation

Manual


4-20mA, single-ended	V 1.4.0	pdf 1997.81 KB	
----------------------	---------	-------------------	---

System Manual WAGO I/O System 750 / 753	V 3.1.0 11.05.2022	pdf 8495.90 KB	
--	-----------------------	-------------------	---

System Manual Series 750/753			
---------------------------------	--	--	---

System Description

750/753 Series I/O- System – General Pro- duct Information	pdf 953.35 KB	
--	------------------	---

Overview on WAGO-I/ O-SYSTEM 750 appro- vals	pdf 770.48 KB	
--	------------------	---


Use in Hazardous Envi- ronments	V 1.0.0 pdf 1007.06 KB	
------------------------------------	------------------------------	---

Additional Information

Disposal; Electrical and electronic equipment, Packaging	V 1.0.0	pdf 259.56 KB	
--	---------	------------------	---

Bid Text

750-466	19.02.2019	xml 4.32 KB	
---------	------------	----------------	---

750-466	17.10.2017	doc 29.00 KB	
---------	------------	-----------------	---


CAD/CAE-Data


CAD data

2D/3D Models 750-466	
----------------------	---

CAE data

EPLAN Data Portal 750-466	
------------------------------	---

WSCAD Universe 750-466	
---------------------------	---

ZUKEN Portal 750-466	
----------------------	---

Device Files

Device Driver

WAGO USB Service Ka- bel Treiber / Serie 750 und 857	6.5.3.0 10.09.2014	zip 4721.96 KB	
--	-----------------------	-------------------	---