

This supply module provides the I/O modules with the corresponding supply potential.

The maximum current provided by the supply module is 6.3 A. When configuring the system, the total current must not be exceeded. Should higher currents be necessary, an intermediate supply module must be added to the assembly.

This module is fuse-protected (5 x 20 mm). The fuse can be changed quickly, with ease, from the retractable fuse carrier.

A blown fuse is indicated by a LED.

Technical data	
Signal type	Voltage
Signal type (voltage)	24 VDC
Fuse	5 x 20; T 6.3 A (not included)
Supply voltage (system)	5 VDC; via data contacts
Supply voltage (field)	24 VDC (-25 ... +30 %); via power jumper contacts (power supply via CAGE CLAMP® connection; transmission via spring contact)
Number of outgoing power jumper contacts	3
Current carrying capacity (power jumper contacts)	6.3 A

Connection data

Connection technology: field supply	6 x CAGE CLAMP®
Connection type 1	Field supply
Solid conductor	0.08 ... 2.5 mm ² / 28 ... 14 AWG
Fine-stranded conductor	0.08 ... 2.5 mm ² / 28 ... 14 AWG
Strip length	8 ... 9 mm / 0.31 ... 0.35 inches

Physical data

Width	12 mm / 0.472 inches
Height	100 mm / 3.937 inches
Depth	69.8 mm / 2.748 inches
Depth from upper-edge of DIN-rail	62.6 mm / 2.465 inches

Mechanical data

Mounting type	DIN-35 rail
---------------	-------------

Material data

Color	light gray
Housing material	Polycarbonate; polyamide 6.6
Fire load	1.642 MJ
Weight	46.5 g
Conformity marking	CE

Environmental requirements

Ambient temperature (operation)	0 ... +55 °C
Surrounding air temperature (storage)	-25 ... +85 °C
Protection type	IP20
Pollution degree (5)	2 per IEC 61131-2
Operating altitude	0 ... 2000 m / 0 ... 6562 ft
Mounting position	horizontal (standing/lying); vertical
Relative humidity (without condensation)	95 %
Vibration resistance	4g per IEC 60068-2-6
Shock resistance	15g per IEC 60068-2-27
EMC immunity to interference	per EN 61000-6-2, marine applications
EMC emission of interference	per EN 61000-6-4, marine applications
Exposure to pollutants	per IEC 60068-2-42 and IEC 60068-2-43
Permissible H ₂ S contaminant concentration at a relative humidity 75 %	10 ppm
Permissible SO ₂ contaminant concentration at a relative humidity 75 %	25 ppm

Commercial data

Product Group	15 (Remote I/O)
eCl@ss 10.0	27-24-26-10
eCl@ss 9.0	27-24-26-10
ETIM 8.0	EC001600
ETIM 7.0	EC001600
PU (SPU)	1 Stück
Packaging type	Box
Country of origin VKOrg Germany	DE
GTIN	4045454415297
Customs tariff number VKOrg Germany	85389091890

Approvals and certificates

Ex-Approvals



Approval	Standard	Certificate name
ATEX TUEV Nord Cert GmbH	EN 60079-0	
CCCEX CQST/CNEx	CNCA-C23-01	2020312310000215 (Ex nA IIC T4 Gc)
EAC Brjansker Zertifizierungsstelle	TP TC 012/2011	EAC RU C-DE.AM02. B.00163/19 (2Ex nA IIC T4 Gc X)
IECEX TUEV Nord Cert GmbH	IEC 60079-0	IECEX_TUN_14.0035_X (Ex ec IIC T4 Gc)
INMETRO TÜV Rheinland do Brasil Ltda.	IEC 60079-0	BR-Ex_TÜV 12.1297 X
UL Underwriters Laboratories Inc. (HAZARDOUS LOCATIONS)	UL 121201	E198726 Sec.1

Country specific Approvals



Approval	Standard	Certificate name
EAC Brjansker Zertifizierungsstelle	TP TC 020/2011	EAC RU C-DE.AM02. B.00087/19
KC National Radio Research Agency	Article 58-2, Clause 3	MSIP-REM-W43-SPP750

Ship Approvals



Approval	Standard	Certificate name
ABS American Bureau of Shipping	-	22-2219060
BSH Bundesamt fuer Seeschifffahrt und Hydrographie	-	1104
BV Bureau Veritas S.A.	-	13453/E0 BV
DNV DNV Germany GmbH	DNV-CG-0339,Aug.2021	TAA0000194
KR Korean Register of Shipping	-	KR HMB05880-AC001
LR Lloyds Register EMEA	-	LR22180952TA
PRS Polski Rejestr Statków	-	TE/2236/880590/19
RINA RINA Germany GmbH	-	ELE343521XG001

UL-Approvals



Approval	Standard	Certificate name
UL Underwriters Laboratories Inc. (ORDINARY LOCATIONS)	UL 508	E175199 Sec.1

Downloads

Environmental Product Compliance


Compliance Search

Environmental Product
Compliance 750-601

Documentation

Manual


System Manual WAGO I/O System 750 / 753	V 3.1.0 11.05.2022	pdf 8495.90 KB	
---	-----------------------	-------------------	---

System Manual Series 750/753			
------------------------------	--	--	---

24VDC, Power Supply	V 1.2.0	pdf 2039.32 KB	
---------------------	---------	-------------------	---

System Description

750/753 Series I/O-System – General Product Information	pdf 953.35 KB	
---	------------------	---

Overview on WAGO-I/O-SYSTEM 750 approvals	pdf 770.48 KB	
---	------------------	---


Use in Hazardous Environments	V 1.0.0	pdf 1007.06 KB	
-------------------------------	---------	-------------------	---

Additional Information

Disposal; Electrical and electronic equipment, Packaging	V 1.0.0	pdf 259.56 KB	
--	---------	------------------	---

Bid Text

750-601	19.02.2019	xml 4.04 KB	
---------	------------	----------------	---

750-601	06.10.2017	doc 26.00 KB	
---------	------------	-----------------	---


CAD/CAE-Data

CAD data

2D/3D Models 750-601	
----------------------	---

CAE data

EPLAN Data Portal 750-601	
---------------------------	---

WSCAD Universe 750-601	
------------------------	---

ZUKEN Portal 750-601	
----------------------	---

Device Files

Device Driver

WAGO USB Service Kabel Treiber / Serie 750 und 857	6.5.3.0 10.09.2014	zip 4721.96 KB	
--	-----------------------	-------------------	---