

This serial interface module connects RS-485/-422 or RS-232 C interface devices to the WAGO I/O System 750. It also provides gateways between the serial interface and the fieldbus systems supported by the WAGO I/O System 750. No higher protocol level is required by the module. Communication to the associated fieldbus master is completely transparent, which provides a wide range of applications for the serial interface module. If required, communication protocols can be configured via fieldbus master.

The 2560-byte input buffer provides high data baud rates. At lower baud rates, the data received in lower priority tasks is evaluated without data loss.

The 512-byte output buffer provides fast transmission of larger data strings.

The module can be configured via WAGO-I/O-CHECK or GSD files. Both flexible baud rate and data width selection perfectly adapt to the application.

Notes	
Note	Compatible with Couplers/Controllers: See manual in Section 3 "Device Description"

Technical data	
Signal type	RS-232 RS-422 / RS-485
Baud rate	300 Bd ... 115.2 kBd
Bit transfer	RS-485/-422: ISO 8482 / DIN 66259 - 4; RS-232: EIA/TIA-232-F
Transmission channels	1 TxD / 1 RxD, full-duplex, half-duplex
Line length	RS-485/-422: approx. 1000 m (max.) twisted pair, RS-232: 40 m (max.)
Data width	1 x 46/1 x 22/1 x 6-byte input/output (parameterizable), 2-byte control/status
Parity	None/Odd/Even
Number of data bits	7/8, adjustable
Number of stop bits	1/2, adjustable

Technical data

Buffer	2560-byte input / 512-byte output
Supply voltage (system)	5 VDC; via data contacts
Current consumption (5 V system supply)	85 mA
Supply voltage (field)	24 VDC; via power jumper contacts (power supply via blade contact; transmission via spring contact)
Isolation	500 V system/field
Number of incoming power jumper contacts	2
Number of outgoing power jumper contacts	2
Current carrying capacity (power jumper contacts)	10 A

Connection data

Connection technology: inputs/outputs	8 x CAGE CLAMP®
Connection type 1	Inputs/outputs
Solid conductor	0.08 ... 2.5 mm ² / 28 ... 14 AWG
Fine-stranded conductor	0.08 ... 2.5 mm ² / 28 ... 14 AWG
Strip length	8 ... 9 mm / 0.31 ... 0.35 inches

Physical data

Width	12 mm / 0.472 inches
Height	100 mm / 3.937 inches
Depth	67.8 mm / 2.669 inches
Depth from upper-edge of DIN-rail	60.6 mm / 2.386 inches

Mechanical data

Mounting type	DIN-35 rail
---------------	-------------

Material data

Color	light gray
Housing material	Polycarbonate; polyamide 6.6
Fire load	0.95 MJ
Weight	50.3 g
Conformity marking	CE

Environmental requirements

Ambient temperature (operation)	0 ... +55 °C
Surrounding air temperature (storage)	-25 ... +85 °C
Protection type	IP20
Pollution degree (5)	2 per IEC 61131-2
Operating altitude	0 ... 2000 m / 0 ... 6562 ft
Mounting position	horizontal (standing/lying); vertical
Relative humidity (without condensation)	95 %
Vibration resistance	4g per IEC 60068-2-6
Shock resistance	15g per IEC 60068-2-27
EMC immunity to interference	per EN 61131-2, marine applications
EMC emission of interference	per EN 61131-2, marine applications
Exposure to pollutants	per IEC 60068-2-42 and IEC 60068-2-43
Permissible H ₂ S contaminant concentration at a relative humidity 75 %	10 ppm
Permissible SO ₂ contaminant concentration at a relative humidity 75 %	25 ppm

Commercial data

Product Group	15 (Remote I/O)
eCl@ss 10.0	27-24-26-08
eCl@ss 9.0	27-24-26-08
ETIM 8.0	EC001604
ETIM 7.0	EC001604
PU (SPU)	1 Stück
Packaging type	Box
Country of origin VKOrg Germany	DE
GTIN	4050821002949
Customs tariff number VKOrg Germany	85389099990

Approvals and certificates

Ex-Approvals



Approval	Standard	Certificate name
ATEX TUEV Nord Cert GmbH	EN 60079-0	
CCCEX CQST/CNEX	CNCA-C23-01	2020312310000215 (Ex nA IIC T4 Gc)
EAC Brjansker Zertifizierungsstelle	TP TC 012/2011	EAC RU C-DE.AM02. B.00163/19 (2Ex nA IIC T4 Gc X)
IECEX TUEV Nord Cert GmbH	IEC 60079-0	IECEX_TUN_14.0035_X (Ex ec IIC T4 Gc)
INMETRO TUV Rheinland do Brasil Ltda.	IEC 60079-0	BR-Ex_TUV 12.1297 X
UL Underwriters Laboratories Inc. (HAZARDOUS LOCATIONS)	UL 121201	E198726 Sec.1

Country specific Approvals



Approval	Standard	Certificate name
EAC Brjansker Zertifizierungsstelle	TP TC 020/2011	EAC RU C-DE.AM02. B.00087/19
KC National Radio Research Agency	-	MSIP-REM-W43-SIM750

Ship Approvals



Approval	Standard	Certificate name
ABS American Bureau of Shipping	-	22-2219060
BSH Bundesamt fuer Seeschifffahrt und Hydrographie	-	1104
BV Bureau Veritas S.A.	-	30389/B1 BV
DNV DNV Germany GmbH	DNV-CG-0339,Aug.2021	TAA0000194
KR Korean Register of Shipping	-	KR HMB05880-AC001
LR Lloyds Register EMEA	-	LR22180952TA
PRS Polski Rejestr Statków	-	TE/2236/880590/19

Ship Approvals

Approval	Standard	Certificate name
RINA RINA Germany GmbH	-	ELE343521XG001

UL-Approvals



Approval	Standard	Certificate name
UL Underwriters Laboratories Inc. (ORDINARY LOCATIONS)	UL 508	E175199 Sec.1

Downloads




Environmental Product Compliance




Compliance Search

Environmental Product
Compliance 750-652







Documentation

Manual			
Serial Interface RS-232 / RS-485	V 2.0.0	pdf 3716.42 KB	
System Manual WAGO I/O System 750 / 753	V 3.1.0 11.05.2022	pdf 8495.90 KB	
System Manual Series 750/753			




System Description			
750/753 Series I/O- System – General Pro- duct Information		pdf 953.35 KB	
Overview on WAGO-I/ O-SYSTEM 750 appro- vals		pdf 770.48 KB	
Use in Hazardous Envi- ronments	V 1.0.0	pdf 1007.06 KB	


Additional Information

Disposal; Electrical and electronic equipment, Packaging	V 1.0.0	pdf 259.56 KB	
--	---------	------------------	---

Bid Text			
750-652	19.02.2019	xml 5.49 KB	
750-652	16.10.2017	doc 28.00 KB	
ausschreiben.de 750-652			

Application Notes





Application Note CoDeSys 2.3			
Beispiel zur Verwen- dung der Bibliothek Modb_i05.lib (a102607)	V1.0.0 21.06.2011	zip 707.22 KB	
Using a Wago PLC to control a SMC gripper type LEFH (a500031)	V1.0.0 24.11.2011	zip 877.08 KB	
Application note Wago OBIS Protocol 01 (2019014)	2019-09-24 24.09.2019	zip 1110.17 KB	

Application Note e!COCKPIT			
e!COCKPIT AppNote GENIbus (a2021003)	1.0.1 06.12.2021	pdf 755.13 KB	

Application note SIEMENS

Serial Interface Using TIA Portal (a500900)	V1.0.0 05.01.2021	zip 2940.72 KB	
---	----------------------	-------------------	---

CAD/CAE-Data

CAD data	CAE data
2D/3D Models 750-652 	EPLAN Data Portal 750-652 
	WSCAD Universe 750-652 
	ZUKEN Portal 750-652 

Device Files

Device Driver			
WAGO USB Service Kabel Treiber / Serie 750 und 857	6.5.3.0 10.09.2014	zip 4721.96 KB	

Libraries

Library			
Libraries for Building Automation CODESYS 2.3	2022-02-17 17.02.2022	zip 74752.70 KB	