

This analog output module generates standard 4–20 mA signals.  
The output signal is electrically isolated and transmitted with a resolution of 12 bits.  
Power is derived from the field side.  
The module's output channels have a common ground potential.

## Notes

Note Pluggable connectors and coding fingers (753 Series) are not included.

## Technical data

Number of analog outputs	4
Total number of channels (module)	4
Signal type	Current
Signal type (current)	4 ... 20 mADC
Actuator connection	4 x (2-wire)
Resolution [bit]	12 bits
Data width	4 x 16-bit data; 4 x 8-bit control/status (optional)
Load impedance	Either 0 ... 300 Ω or 300 ... 600 Ω (same resistance for all load impedances)
Conversion time (typ.)	10 ms
Output error, reference temperature	25 °C
Output error, deviation (max.) of the upper-range value	0.1 %
Temperature error (max.) of the output range value	0.01 %/K
Recovery time (typ.)	100 ms

### Technical data

Supply voltage (system)	5 VDC; via data contacts
Current consumption (5 V system supply)	60 mA
Supply voltage (field)	24 VDC (-25 ... +30 %); via power jumper contacts (power supply via blade contact; transmission via spring contact)
Isolation	500 V system/field
Number of incoming power jumper contacts	2
Number of outgoing power jumper contacts	2

### Connection data

Connection technology: inputs/outputs	8 x CAGE CLAMP®
Connection type 1	Inputs/outputs
Solid conductor	0.08 ... 2.5 mm <sup>2</sup> / 28 ... 14 AWG
Fine-stranded conductor	0.08 ... 2.5 mm <sup>2</sup> / 28 ... 14 AWG
Strip length	9 ... 10 mm / 0.35 ... 0.39 inches

### Physical data

Width	12 mm / 0.472 inches
Height	100 mm / 3.937 inches
Depth	69.8 mm / 2.748 inches
Depth from upper-edge of DIN-rail	62.6 mm / 2.465 inches

### Mechanical data

Mounting type	DIN-35 rail
Pluggable connector	pluggable

### Material data

Housing material	Polycarbonate; polyamide 6.6
Fire load	0.859 MJ
Weight	44 g
Conformity marking	CE

### Environmental requirements

Ambient temperature (operation)	0 ... +55 °C
Surrounding air temperature (storage)	-25 ... +85 °C
Protection type	IP20
Pollution degree (5)	2 per IEC 61131-2
Operating altitude	0 ... 2000 m / 0 ... 6562 ft
Mounting position	horizontal (standing/lying); vertical
Relative humidity (without condensation)	95 %
Vibration resistance	4g per IEC 60068-2-6
Shock resistance	15g per IEC 60068-2-27
EMC immunity to interference	per EN 61000-6-2, marine applications
EMC emission of interference	per EN 61000-6-4, marine applications
Exposure to pollutants	per IEC 60068-2-42 and IEC 60068-2-43
Permissible H <sub>2</sub> S contaminant concentration at a relative humidity 75 %	10 ppm
Permissible SO <sub>2</sub> contaminant concentration at a relative humidity 75 %	25 ppm

### Commercial data

Product Group	15 (Remote I/O)
eCl@ss 10.0	27-24-26-01
eCl@ss 9.0	27-24-26-01
ETIM 8.0	EC001596
ETIM 7.0	EC001596
PU (SPU)	1 Stück
Packaging type	Box
Country of origin VKOrg Germany	DE
GTIN	4045454643096
Customs tariff number VKOrg Germany	85389099990

### Approvals and certificates

#### Ex-Approvals



Approval	Standard	Certificate name
ATEX TUEV Nord Cert GmbH	EN 60079-0	
CCCEX CQST/CNEX	CNCA-C23-01	2020312310000215 (Ex nA IIC T4 Gc)
EAC Brjansker Zertifizierungsstelle	TP TC 012/2011	EAC RU C-DE.AM02. B.00163/19 (2Ex nA IIC T4 Gc X)
IECEX TUEV Nord Cert GmbH	IEC 60079-0	IECEX_TUN_14.0035_X (Ex ec IIC T4 Gc)
INMETRO TÜV Rheinland do Brasil Ltda.	IEC 60079-0	BR-Ex_TÜV 12.1297 X
UL Underwriters Laboratories Inc. (HAZARDOUS LOCATIONS)	UL 121201	E198726 Sec.1

#### Country specific Approvals



Approval	Standard	Certificate name
EAC Brjansker Zertifizierungsstelle	TP TC 020/2011	EAC RU C-DE.AM02. B.00087/19
KC National Radio Research Agency	Article 58-2, Clause 3	MSIP-REM-W43-AOM750

Ship Approvals



Approval	Standard	Certificate name
ABS American Bureau of Shipping	-	22-2219060
BSH Bundesamt fuer Seeschifffahrt und Hydrographie	-	1104
DNV DNV Germany GmbH	DNV-CG-0339, Aug.2021	TAA0000194
KR Korean Register of Shipping	-	KR HMB05880-AC001
LR Lloyds Register EMEA	-	LR22180952TA
PRS Polski Rejestr Statków	-	TE/2236/880590/19
RINA RINA Germany GmbH	-	ELE343521XG001

UL-Approvals



Approval	Standard	Certificate name
UL Underwriters Laboratories Inc. (ORDINARY LOCATIONS)	UL 508	E175199 Sec.1

Downloads

Environmental Product Compliance

Compliance Search
Environmental Product Compliance 753-555 <a href="#">↓</a>

Documentation





Manual			
System Manual WAGO I/O System 750 / 753	V 3.1.0 11.05.2022	pdf 8495.90 KB	<a href="#">↓</a>
System Manual Series 750/753			<a href="#">↓</a>
4-channel, 4-20mA	V 1.2.0	pdf 2231.84 KB	<a href="#">↓</a>

System Description			
750/753 Series I/O-System – General Product Information		pdf 953.35 KB	<a href="#">↓</a>
Overview on WAGO-I/O-SYSTEM 750 approvals		pdf 770.48 KB	<a href="#">↓</a>

Additional Information			
Disposal; Electrical and electronic equipment, Packaging	V 1.0.0	pdf 259.56 KB	<a href="#">↓</a>

Bid Text			
753-555	19.02.2019	xml 4.67 KB	<a href="#">↓</a>
753-555	05.03.2019	docx 17.40 KB	<a href="#">↓</a>



CAD/CAE-Data	
<b>CAD data</b>	<b>CAE data</b>
2D/3D Models 753-555 	EPLAN Data Portal 753-555 
	WSCAD Universe 753-555 
	ZUKEN Portal 753-555 

Subject to changes. Please also observe the further product documentation!

Current addresses can be found at: [www.wago.com](http://www.wago.com)