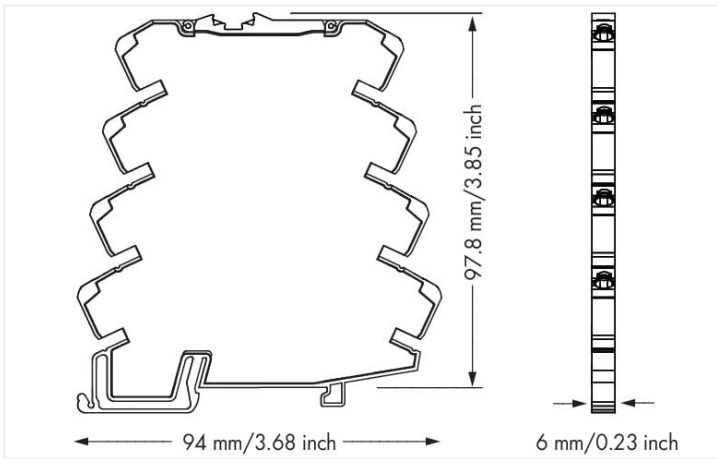
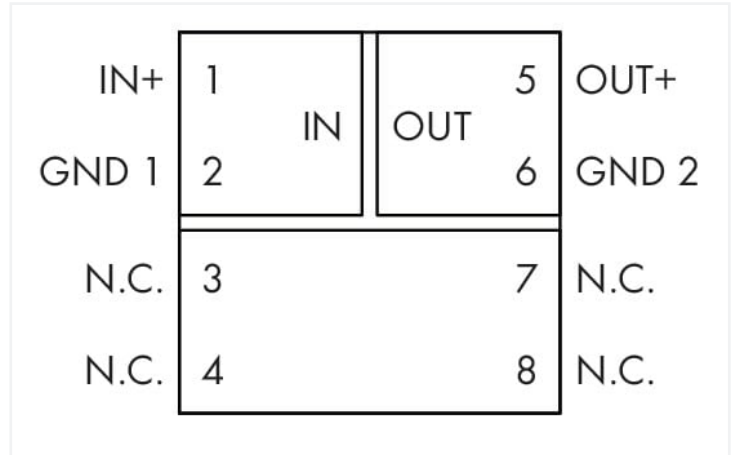


Data Sheet | Item Number: 857-451

Passive isolator, 1-channel; Current input signal; Current output signal; Power via input; 6 mm module width; 2,50 mm²

<https://www.wago.com/857-451>



Dimensions in mm

Short description:

WAGO's passive isolator (1-channel) electrically isolates and filters 0(4)–20 mA standard analog signals, while drawing power for signal transmission from the input circuit. The connected sensor supplies the passive isolator with the required power to energize the connected load. **Features:**

- No additional supply voltage required
- 3-way electrical isolation with 2.5 kV test voltage

Notes	
Safety Information	Outputs must not be left open!
Note	<p>Use shielded signal lines! Only use shielded signal lines for analog input and output signals. Only then can you ensure that the accuracy and interference immunity specified for the device can be achieved, even in the presence of interference acting on the signal cable.</p>

Technical data	
Configuration	
Configuration options	Pre-configured
Input	
Input signal type	Current
Input signal (current)	0 ... 20 mA; 4 ... 20 mA
Input current (max.)	40 mA
Input voltage (max.)	20 V
Response threshold	200 µA

Output (analog)

Output signal type	Current
Output signal (current)	0 ... 20 mA; 4 ... 20 mA
Load impedance (current output)	≤ 600 Ω Temperature range restrictions may occur.

Output (voltage tap)

Voltage drop	≤ 2.5 V at 20 mA (output)
--------------	---------------------------

Signal processing

Limit frequency	100 Hz
Step response (typ.)	3.5 ms

Measurement error

Transmission error (typ.)	≤ 0.1 % of upper-range value
Load error	≤ 0.05 % (of upper-range value; per 100 Ω load)
Temperature coefficient	≤ 0.01 %/K

Power supply

Power supply type	Passive (via input)
-------------------	---------------------

Safety and protection

Rated Voltage	300 V
Measurement category per EN/UL 61010-2-030	CAT II (input)
Overvoltage category	II
Pollution degree	2
Protection type	IP20

Test voltage

Test voltage (input/output)	AC 3 kV; 50 Hz; 1 min
-----------------------------	-----------------------

Insulation coordination (UL)

Insulation type (input/analog output)	Reinforced insulation (safe isolation)
---------------------------------------	--

Connection data

Connection technology	Push-in CAGE CLAMP®
Solid conductor	0.08 ... 2.5 mm ² / 28 ... 14 AWG
Fine-stranded conductor	0.34 ... 2.5 mm ² / 22 ... 14 AWG
Strip length	9 ... 10 mm / 0.35 ... 0.39 inches
Cable type	Shielded cable

Physical data

Width	6 mm / 0.236 inches
Height	94 mm / 3.701 inches
Depth from upper-edge of DIN-rail	97.8 mm / 3.85 inches

Mechanical data

Mounting type	DIN-35 rail
---------------	-------------

Material data

Insulation material (main housing)	Polyamide (PA66)
Flammability class per UL94	V0
Fire load	0.543 MJ
Weight	34.2 g

Environmental requirements

Ambient temperature (operation)	-25 ... +70 °C
Ambient temperature (storage)	-40 ... +85 °C
Temperature range of connection cable	$\geq (T_{\text{ambient}} + 15 \text{ K})$
Temperature range of connection cable (UL)	70 °C
Relative humidity	5 ... 95 % (no condensation permissible)
Operating altitude (max.)	2000 m

Standards and specifications

Conformity marking	CE
EMC immunity to interference	EN 61000-6-2
EMC emission of interference	EN 61000-6-3
Standards/specifications	EN 61010-1 DNV

Commercial data

Product Group	6 (INTERFACE ELECTRONIC)
eCl@ss 10.0	27-21-01-20
eCl@ss 9.0	27-21-01-20
ETIM 9.0	EC002653
ETIM 8.0	EC002653
PU (SPU)	1 pcs
Packaging type	Bag
Country of origin	DE
GTIN	4045454471323
Customs tariff number	85437090300

Environmental Product Compliance

RoHS Compliance Status	Compliant,With Exemption
RoHS Exemption	7(a)

Approvals / Certificates

General approvals



Approval	Standard	Certificate Name
EAC GZO Almaty Standart	TP TC 020/2011	EAC CoC 03081
UL Underwriters Laboratories Inc. (ORDINARY LOCATIONS)	UL 508	E175199 Sec.4

Declarations of conformity and manufacturer's declarations

Approval	Standard	Certificate Name
EU-Declaration of Conformity WAGO GmbH & Co. KG	-	-
UK-Declaration of Conformity WAGO GmbH & Co. KG	-	-

Approvals for marine applications



Approval	Standard	Certificate Name
BV Bureau Veritas S.A.	Rules for class. of Steel Ships	40179_B0
DNV DNV Germany GmbH	DNV-CG-0339, Aug. 2021	TAA00001D1

Approvals for hazardous areas



Approval	Standard	Certificate Name
ATEX TUEV Nord Cert GmbH	EN 60079-0	TUEV14ATEX112692X (II 3G Ex ec IIC T4 Gc)
CCC CNEX	CNCA-C23-01	2020312310000210 (Ex ec IIC T4 Gc)
IECEX TUEV Nord Cert GmbH	-	IECEX TUN14.0030X
UKEx WAGO GmbH & Co. KG	EN 60079-0	WAGO22UKEX004X
UL Underwriters Laboratories Inc. (HAZARDOUS LOCATIONS)	ANSI/ISA 12.12.01	E198726

Downloads

Environmental Product Compliance

Compliance Search
Environmental Product Compliance 857-451 ↓

Documentation

Manual
WAGO Isolating Amplifiers ↓

Bid Text			
857-451	20.02.2019	docx 16.26 KB	↓
857-451	19.02.2019	xml 4.81 KB	↓

Instruction Leaflet

CCC Ex (Additional information)	26.04.2023	pdf 140.99 KB	↓
Messumformer und Trennverstärker	V 2.0.0 07.07.2021	pdf 2484.96 KB	↓

CAD/CAE-Data

CAD data
2D/3D Models 857-451 ↓

CAE data
EPLAN Data Portal 857-451 ↓
WSCAD Universe 857-451 ↓
ZUKEN Portal 857-451 ↓

1 Compatible Products

1.1 Optional Accessories

1.1.1 Installation

1.1.1.1 Mounting accessories



Item No.: 249-117
Screwless end stop; 10 mm wide; for DIN-rail 35 x 15 and 35 x 7.5; gray

Item No.: 249-197
Screwless end stop; 14 mm wide; for DIN-rail 35 x 15 and 35 x 7.5; gray

Item No.: 249-116
Screwless end stop; 6 mm wide; for DIN-rail 35 x 15 and 35 x 7.5; gray

1.1.2 Interface module

1.1.2.1 Interface adapters



Item No.: 857-980
Interface adapter; 16-pole; analog

1.1.3 Jumper

1.1.3.1 Jumper



Item No.: 281-482
Jumper; 2-way; insulated; gray

Item No.: 859-410/000-006
Jumper; for jumper slot; 10-way; insulated; blue

Item No.: 859-410
Jumper; for jumper slot; 10-way; insulated; light gray

Item No.: 859-410/000-005
Jumper; for jumper slot; 10-way; insulated; red



Item No.: 859-410/000-029
Jumper; for jumper slot; 10-way; insulated; yellow

Item No.: 859-402/000-006
Jumper; for jumper slot; 2-way; insulated; blue

Item No.: 859-402
Jumper; for jumper slot; 2-way; insulated; light gray

Item No.: 859-402/000-005
Jumper; for jumper slot; 2-way; insulated; red



Item No.: 859-402/000-029
Jumper; for jumper slot; 2-way; insulated; yellow

Item No.: 859-403/000-006
Jumper; for jumper slot; 3-way; insulated; blue

Item No.: 859-403
Jumper; for jumper slot; 3-way; insulated; light gray

Item No.: 859-403/000-005
Jumper; for jumper slot; 3-way; insulated; red



Item No.: 859-403/000-029
Jumper; for jumper slot; 3-way; insulated; yellow

Item No.: 859-404/000-006
Jumper; for jumper slot; 4-way; insulated; blue

Item No.: 859-404
Jumper; for jumper slot; 4-way; insulated; light gray

Item No.: 859-404/000-005
Jumper; for jumper slot; 4-way; insulated; red



Item No.: 859-404/000-029
Jumper; for jumper slot; 4-way; insulated; yellow

Item No.: 859-405/000-006
Jumper; for jumper slot; 5-way; insulated; blue

Item No.: 859-405
Jumper; for jumper slot; 5-way; insulated; light gray

Item No.: 859-405/000-005
Jumper; for jumper slot; 5-way; insulated; red



Item No.: 859-405/000-029
Jumper; for jumper slot; 5-way; insulated; yellow

Item No.: 859-406/000-006
Jumper; for jumper slot; 6-way; insulated; blue

Item No.: 859-406
Jumper; for jumper slot; 6-way; insulated; light gray

Item No.: 859-406/000-005
Jumper; for jumper slot; 6-way; insulated; red



Item No.: 859-406/000-029
Jumper; for jumper slot; 6-way; insulated; signal yellow

Item No.: 859-407/000-006
Jumper; for jumper slot; 7-way; insulated; blue

Item No.: 859-407
Jumper; for jumper slot; 7-way; insulated; light gray

Item No.: 859-407/000-005
Jumper; for jumper slot; 7-way; insulated; red

1.1.3.1 Jumper



Item No.: 859-407/000-029
 Jumper; for jumper slot; 7-way; insulated; yellow



Item No.: 859-408/000-006
 Jumper; for jumper slot; 8-way; insulated; blue



Item No.: 859-408
 Jumper; for jumper slot; 8-way; insulated; light gray



Item No.: 859-408/000-005
 Jumper; for jumper slot; 8-way; insulated; red



Item No.: 859-408/000-029
 Jumper; for jumper slot; 8-way; insulated; yellow



Item No.: 859-409/000-006
 Jumper; for jumper slot; 9-way; insulated; blue



Item No.: 859-409
 Jumper; for jumper slot; 9-way; insulated; light gray



Item No.: 859-409/000-005
 Jumper; for jumper slot; 9-way; insulated; red



Item No.: 859-409/000-029
 Jumper; for jumper slot; 9-way; insulated; yellow

1.1.4 Marking

1.1.4.1 Marker



Item No.: 793-5501
 WMB marking card; as card; for terminal block width 5 - 17.5 mm; stretchable 5 - 5.2 mm; plain; snap-on type; white



Item No.: 793-502
 WMB marking card; as card; MARKED; 1 ... 10 (10x); not stretchable; Horizontal marking; snap-on type; white



Item No.: 793-566
 WMB marking card; as card; MARKED; 1 ... 50 (2x); not stretchable; Horizontal marking; snap-on type; white



Item No.: 793-503
 WMB marking card; as card; MARKED; 11 ... 20 (10x); not stretchable; Horizontal marking; snap-on type; white



Item No.: 793-504
 WMB marking card; as card; MARKED; 21 ... 30 (10x); not stretchable; Horizontal marking; snap-on type; white



Item No.: 793-505
 WMB marking card; as card; MARKED; 31 ... 40 (10x); not stretchable; Horizontal marking; snap-on type; white



Item No.: 793-506
 WMB marking card; as card; MARKED; 41 ... 50 (10x); not stretchable; Horizontal marking; snap-on type; white



Item No.: 793-501
 WMB marking card; as card; not stretchable; plain; snap-on type; white



Item No.: 2009-115
 WMB-Inline; for Smart Printer; 1500 pieces on roll; stretchable 5 - 5.2 mm; plain; snap-on type; white

1.1.4.2 Marking strip



Item No.: 2009-110
 Marking strips; for Smart Printer; on reel; not stretchable; plain; snap-on type; white

1.1.5 Power supply

1.1.5.1 Power supply



Item No.: 787-2852
 Switched-mode power supply; 1-phase; 24 VDC output voltage; 1 A output current

1.1.6 Terminal blocks

1.1.6.1 Supply module



Item No.: [857-979](#)

Supply and through module

1.1.6.2 Through terminal block



Item No.: [857-979](#)

Supply and through module

1.1.7 Tool

1.1.7.1 Operating tool




Item No.: [210-720](#)

Operating tool; Blade: 3.5 x 0.5 mm; with a partially insulated shaft; multicoloured

Installation Notes

Commoning



Commoning, not discrete wiring – Same outline allows use of a single in-line, push-in jumper.