


Data sheet

Commercial Art.No.: R1.180.0030.0

configurable control component SA-BM-S1-4EKL-A 5MIN DC 24V

samos Basic module, switch-programable, 8 inputs, 4 semi-conductor Outputs, 8 functions, off-delay 0 - 5min, DC 24 V, screw-terminals pluggable



Commercial Art.No.	R1.180.0030.0
EAN	4015573818026
Order Unit	1

certificates / approvals



Technical data

general

extendable	yes
programmable	yes
integrated configuration function	yes
SIL according to IEC 61508	3
parameterizable	yes

connection data

detachable clamps	yes
type of electric connection	screw connection

safety parameters

category (ISO 13849-1)	4
PL (ISO 13849-1)	level e
SIL _{CL} (IEC 62061)	3
HFT	1
T _M	20 a

application

number of slots	12
with automatic closing	yes
function contactless working protection installation	yes

function operating mode selection	yes
function emergency stop	yes
function contactor monitoring	yes
function restart blockage	yes
function acces control	yes
function affirm pushbutton	yes
function 2-hand switching	yes
on delay timer	yes
off delay timer	yes

output circuit

max. number of digital outputs, integrated	4
max. number of relay outputs, integrated	0

other

suitable for safety functions	yes
max. number of analogue inputs, integrated	0
max. number of analogue outputs, integrated	0
type of voltage (input voltage)	
rail mounting possible	yes
supply voltage range	19.2 V
supply voltage range	30 V
wall mounting/direct mounting	no

control circuit

max. number of digital outputs, integrated	4
min. rated DC voltage for controls	19.2 V
max. rated DC voltage for controls	30 V

supply circuit

min. supply voltage	19.2 V
max. supply voltage	30 V

dimensions

depth	121 mm
width	22.5 mm
height	96.5 mm

classification

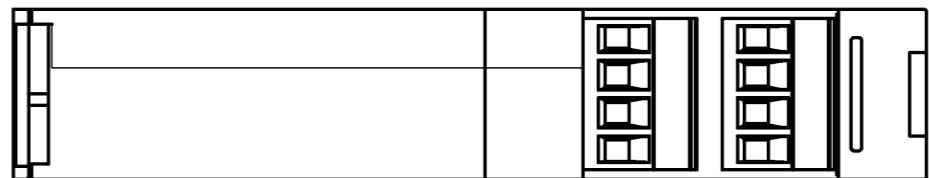
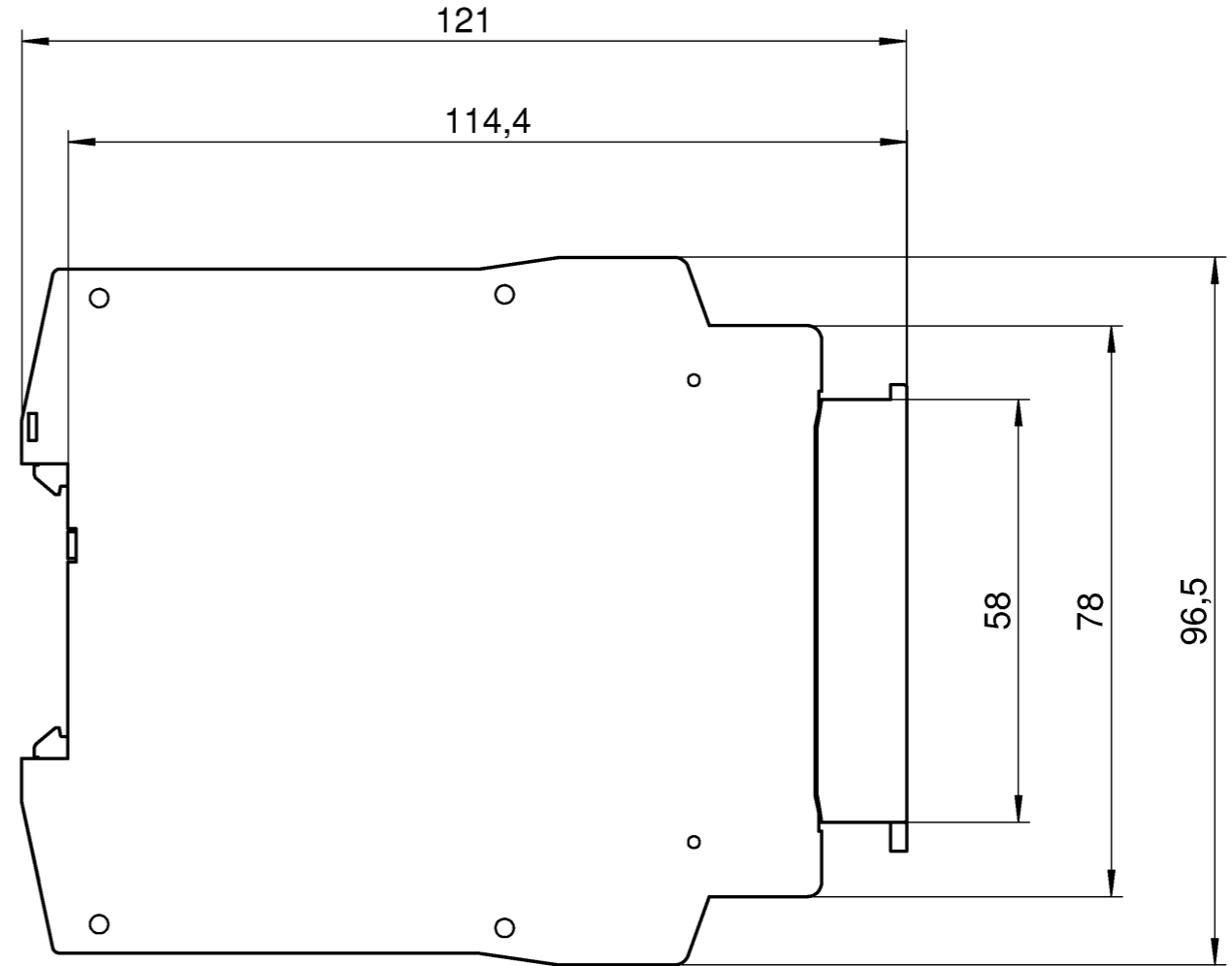
ECLASS 11	
ECLASS 8.1	27243101
ETIM 9.0	EC002538
ETIM 8.0	EC002538
ETIM 7.0	EC002538
ETIM 6.0	EC002538
ETIM 5.0	EC002538
ETIM 4.0	EC002538

product compliance

ROHS conformity status	compliant/exempted
------------------------	--------------------

ROHS exceptions	III-6(c); III-7(c)I
REACH-SVHC conformity status	Duty-To-Declare
REACH-SVHC substances	Lead
REACH-SVHC CAS numbers	7439-92-1

Teile Nr. / Part No.
R1.180.0010.0
R1.180.0020.0
R1.180.0030.0



Weitere Angaben siehe KATALOG oder eKatalog.
Additional data see CATALOG or eCatalog.

www.wieland-electric.com
eshop.wieland-electric.com

ja/yes Stoffverbots- und Deklarationsliste nach UU-TQM-05/03 ist einzuhalten.
Conformity with Wieland document UU-TQM-05/03 (list of prohibited / declarable hazardous substances) to be declared!

Freitoleranz nach General tolerance		CAD-Zeichnung, keine manuellen Änderungen CAD drawing, no manual modifications allowed		1. Verwendung: First Use:		Blatt: Sheet:	
		Werkstoff/ Material		2014 gezeichnet drawn	Tag/Date 06.06.	Name Kötzner	
		Maßstab/Scale		geprüft checked		Zeichnung Nr. / Drawing No. T R1.180.0010.0 01K	
		Datei / File: 030681__01K_R1.188.0010.0.DCD		Normgepr. Stand. check		Maße in mm / Dimensions are in mm	
		Ersatz für / Replacement for:					
Index Datum / Blatt Date / Sheet		Änderung / Revision		wieland www.wieland-electric.com		Type Benennung / Title Maßbildzeichnung/dimension drawing Standardgehäuse, Baubreite 22,5mm, hoher Deckel, Schraubklemme steckbar standard housing, overall 22,5mm, high cover, plug-in pcb terminal	

Weitergabe sowie Vervielfältigung dieses Dokuments, Verwertung und Mitteilung
 seines Inhalts sind verboten, soweit nicht ausdrücklich gestattet.
 The reproduction, distribution and utilization of this document as well as the
 communication of its contents to others without express authorization is prohibited.

1
2
3
4
5
6
7
8
9
10
11
12
13
14
15
16
17
18
19
20
M1
M2
M3
L
G
i
11.1
12.1
1.1