


## Data sheet

Commercial Art.No.: R1.188.2320.0

device for monitoring of safety-related circuits SNV4074SL-C 3s AC 115-230V

Base unit, single-channel or two-channel control, automatic-/manual reset with reset switch monitoring, 2 immediately switching current paths, 2 enabling current path off-delayed not retriggerable, 2 signalling contacts immediately, 2 signalling contacts off-delayed, 0 - 3s, AC 115-230 V, push-in terminals pluggable



Commercial Art.No.	R1.188.2320.0
EAN	4046521300614
Order Unit	1

certificates / approvals



## Technical data

### general

function display	5 LED, grün/rot
creepage distances and clearances between the circuits	EN 60664-1
protection degree according to DIN EN 60529 (housing)	IP40
protection degree according to DIN EN 60529 (terminals)	IP20
ambient temperature min.	-25 °C
ambient temperature max.	55 °C
wire range cage clamp terminals	2 x 0.25mm <sup>2</sup> - 1.5mm <sup>2</sup>
weight	0.35 kg
standards	EN ISO 13849-1EN 62061
suitable for safety functions	yes
with muting function	no
feedback circuit	yes
start contact	yes
stop category acc. to IEC 60204	1
rail mounting possible	yes

### connection data

detachable clamps	yes
type of electric connection	spring clamp connection

### safety parameters

category (ISO 13849-1)	4
------------------------	---

PL (ISO 13849-1)	level e
SIL <sub>CL</sub> (IEC 62061)	3
PFD <sub>d</sub> (Low demand mode)	8.7 E-6
PFH <sub>d</sub> (High demand mode)	2 E-9 1/h
HFT	1
SSF	99.7 %
DC	99 %
MTTF <sub>d</sub>	85 a
λS	4586 FIT
λD	1346 FIT
λDU	18.9 FIT
λDD	1327.1 FIT
T <sub>M</sub>	20 a
proof test intervall (High demand mode)	20 a

#### application

model	basic device
suitable for monitoring of magnetic switches	yes
suitable for monitoring of proximity switches	yes
suitable for monitoring of emergency-stop circuits	yes
suitable for monitoring of optoelectronic protection equipment	yes
suitable for monitoring of position switches	yes

#### output circuit

enabling paths	normally open contact
enabling paths, time delayed	normally open contact, off delay
signaling paths	opener
contact material	Ag alloy, gold-plated
rated switching voltage, enabling paths AC	230 V
rated switching voltage, enabling paths DC	24 V
rated switching voltage, signaling paths AC	230 V
rated switching voltage, signaling paths DC	24 V
max. thermal current I <sub>th</sub> , enabling paths	6 A
max. thermal current I <sub>th</sub> , signaling paths	2 A
max. total current I <sup>2</sup> of all current path	25 A <sup>2</sup>
application category AC-15 (NO)	Ue 230V, Ie 3A
application category DC-13 (NO)	Ue 24V, Ie 3A
short-circuit protection (NO), max. fuse insert	6 A class gG fuse, fuse integral < 100 A <sup>2</sup> s
mechanical life	10 <sup>7</sup> switching cycles
outputs, signalling function, undelayed, with contact	2
outputs, signalling function, delayed, with contact	2
outputs, safe, undelayed, with contact	2
outputs, safe, delayed, with contact	2

#### control circuit

response time tA1	200 ms
response time tA2	200 ms
min. switch-on time	100 ms
recovery time tW	> 50 ms
release time tR	< 20 ms

release time tR, delayed contacts (tolerance)	0.1 - 3 s (+- 0.1 %, +- 15ms)
type of switch function of the inputs	normally open contact
evaluation inputs	2-channel

#### supply circuit

nominal voltage UN	AC 115-230 V
rated consumption AC	6.3 VA
electrical isolation supply circuit - control circuit	yes
min. rated control supply voltage at AC 50 Hz	98 V
max. rated AC voltage for controls, 50 Hz	253 V
rated control supply voltage at AC 60HZ	98 V
rated control supply voltage at AC 50HZ	253 V

#### dimensions

depth	114 mm
width	45 mm
height	106.5 mm

#### classification

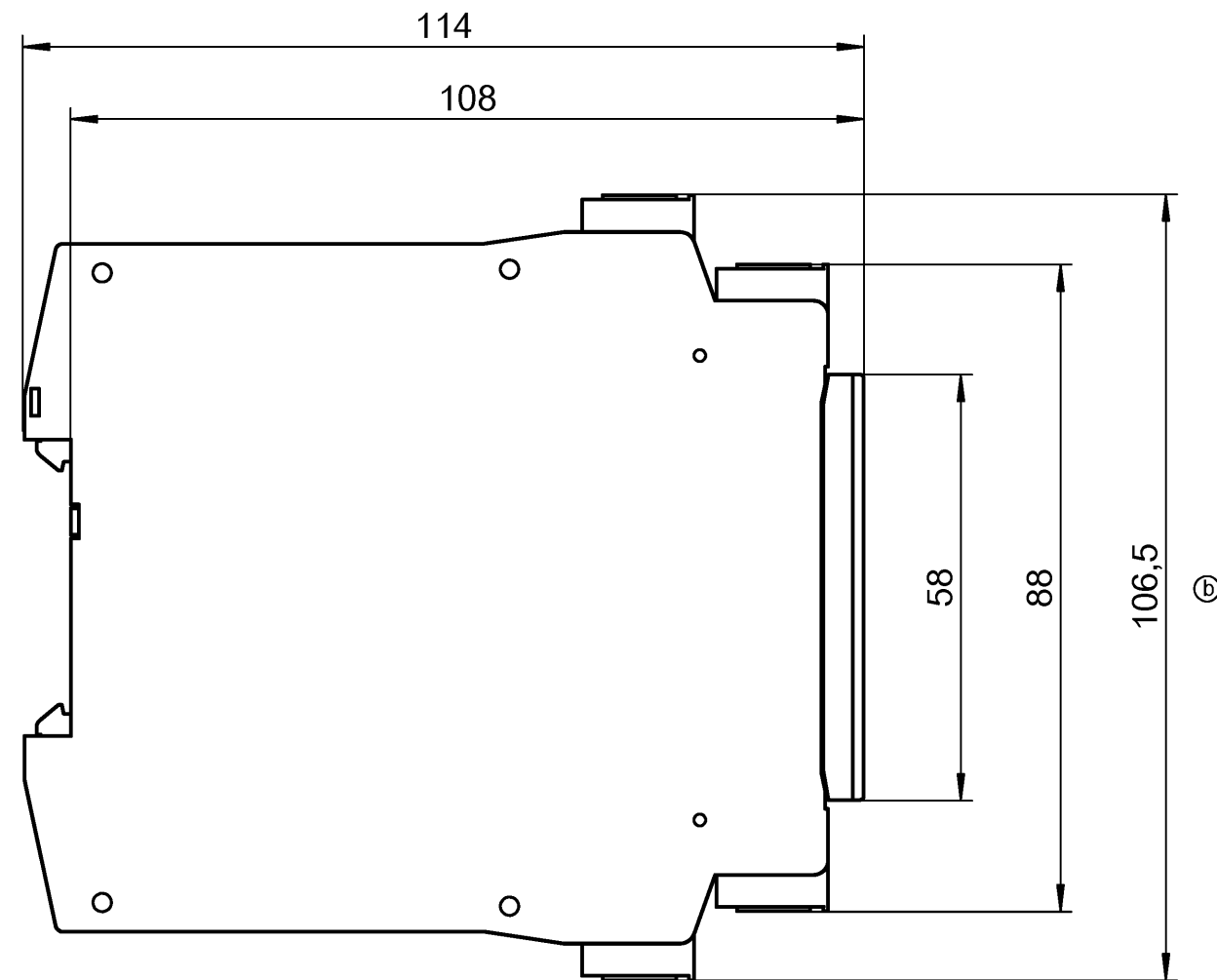
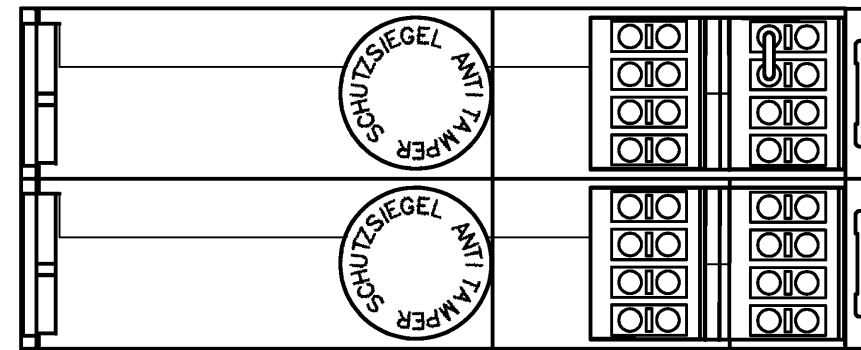
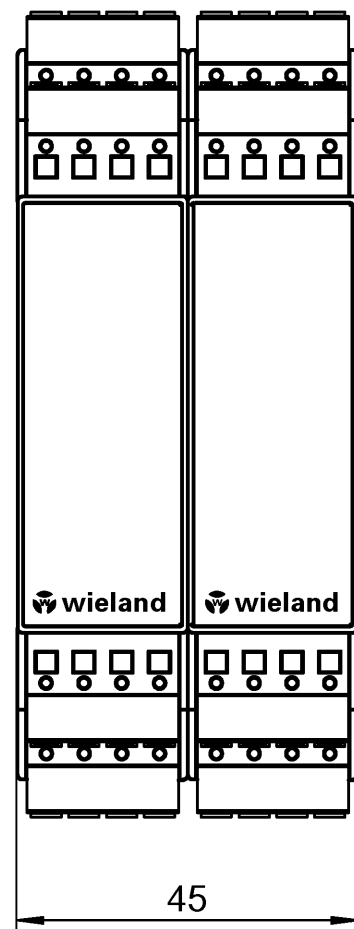
ECLASS 11	
ECLASS 8.1	27371819
ETIM 9.0	EC001449
ETIM 8.0	EC001449
ETIM 7.0	EC001449
ETIM 6.0	EC001449
ETIM 5.0	EC001449
ETIM 4.0	EC001449
ETIM 3.0	EC001449

#### product compliance

ROHS conformity status	compliant/exempted
ROHS exceptions	III-6(c); III-7(c)I
REACH-SVHC conformity status	Duty-To-Declare
REACH-SVHC substances	Lead
REACH-SVHC CAS numbers	7439-92-1

Ⓐ

Teile-Nr. / Part-No.
R1.188.2050.0
R1.188.2080.0
R1.188.2110.0
R1.188.2140.0
R1.188.2170.0
R1.188.2200.0
R1.188.2230.0
R1.188.2260.0
R1.188.2290.0
R1.188.2320.0
R1.188.2350.0
R1.188.2380.0
R1.188.2480.0
R1.188.2510.0
R1.188.2540.0
R1.188.2570.0
R1.188.2600.0
R1.188.2630.0
R1.188.2660.0
R1.188.2690.0
R1.188.2720.0
R1.188.2750.0
R1.188.2780.0
R1.188.2810.0
R1.188.3540.0
R1.188.3550.0



Weitere Angaben siehe KATALOG oder eKatalog. Additional data see CATALOG or eCatalog. [www.wieland-electric.com](http://www.wieland-electric.com)  
[eshop.wieland-electric.com](http://eshop.wieland-electric.com)

ja/yes <input checked="" type="checkbox"/> Stoffverbots- und Deklarationsliste nach WN 5020.010 ist einzuhalten. Conformity with Wieland document WN 5020.010 e (list of prohibited / declarable hazardous substances) to be declared!		1. Verwendung: First Use:		Blatt: Sheet:
Freitoleranz nach General tolerance		CAD-Zeichnung, keine manuellen Änderungen CAD-Drawing, no manual modifications allowed		Zeichnung Nr./ Drawing No. <b>T R1.188.3540.0 01K</b>
Werkstoff/ Material		2014 gezeichnet drawn	Tag/ Date 06.06.	Name Koetznner
Maßstab/Scale		geprüft checked	Normgepr. Stand. check	Maße in mm/Dimensions are in mm
Datei/ File: 036021_B01K_R1.188.3540.0.DCD		Ersatz für/ Replacement for:		
Ⓑ	02.09.16	Type		Benennung/ Title Maßbildzeichnung/dimension drawing Standardgehäuse u. -deckel, Baubreite 45mm, Federkraftklemme steckbar, standard housing and cover, overall with 45mm plug-in spring-clamp terminal
Ⓐ	03.02.15	www.wieland www.wieland-electric.com		
Index	Datum/ Blatt Date/ Sheet			
Änderung/ Revision				

Weitergabe sowie Vervielfältigung dieses Dokuments, Verwertung und Mitteilung seines Inhalts sind verboten, soweit nicht ausdrücklich gestattet. The reproduction, distribution and utilization of this document as well as the communication of its contents to others without express authorization is prohibited.

1  
2  
3  
4  
5  
6  
7  
8  
9  
10  
11  
12  
13  
14  
15  
16  
17  
18  
19  
20  
M1  
M2  
M3  
L  
G  
i  
11.1  
12.1  
1.1