

## Data sheet

Commercial Art.No.: R1.190.1350.0

configurable control component SP-COP2-ENI-M-A DC 24V



Commercial Art.No.	R1.190.1350.0
EAN	4049088563966
Order Unit	1

certificates / approvals



## Technical data

### general

suitable for safety functions	yes
number of HW-interfaces industrial Ethernet	1
number of HW-interfaces USB	1
supporting protocol for EtherNet/IP	yes
supporting MODBUS protocol	yes
supporting protocol for PROFINET IO	yes
supporting TCP/IP protocol	yes
SIL according to IEC 61508	3
type of data transmission	serial
networkability	no
Erweiterbar	yes
programmable	yes
in-/outputs configurable	yes

### connection data

type of electric connection	screw connection
detachable clamps	yes

### safety parameters

category (ISO 13849-1)	4
PL (ISO 13849-1)	Level e
SIL <sub>CL</sub> (IEC 62061)	3

HFT	1
T <sub>M</sub>	20 a
note	more safety characteristics can be found in the manual.

**application**

with automatic closing	yes
function contactless working protection installation	yes
function operating mode selection	yes
function emergency stop	yes
function contacter monitoring	yes
function restart blockage	yes
function acces control	yes
function affirm pushbutton	yes
function 2-hand switching	yes
on delay timer	yes
off delay timer	yes

**output circuit**

number of outputs	8
output current	4 A
short-circuit protection, outputs	yes
type of digital output	transistor
min. allowed output voltage	16.2 V
max. allowed output voltage	30 V
max. number of digital outputs, integrated	8

**control circuit**

min. rated DC voltage for controls	15.6 V
max. rated DC voltage for controls	30 V
number of inputs	16
input current with signal 1	2.3 mA
permitted voltage at input	30 V

**supply circuit**

nominal voltage DC	24 V
min. supply voltage	16.8 V
max. supply voltage	30 V

**dimensions**

depth	115 mm
width	45 mm
height	96 mm

**classification**

ECLASS 11	
ECLASS 8.1	27243101
ETIM 9.0	EC002538
ETIM 8.0	EC002538
ETIM 7.0	EC002538

ETIM 6.0	EC002538
ETIM 5.0	EC002538
ETIM 4.0	EC002538

**product compliance**

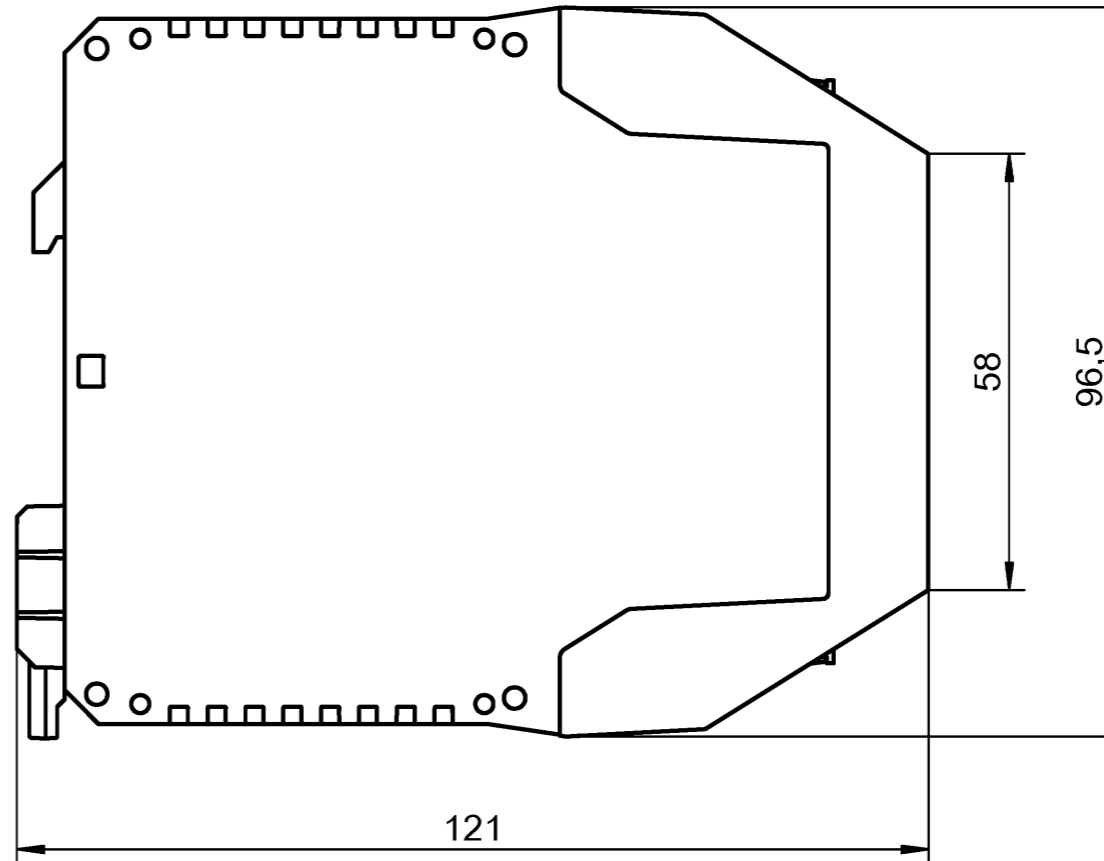
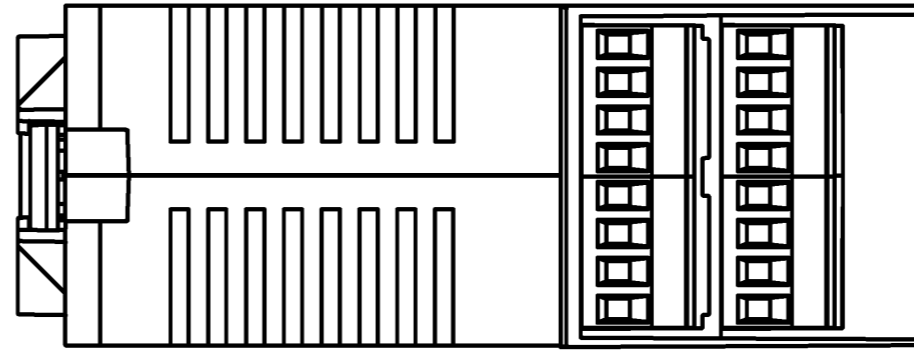
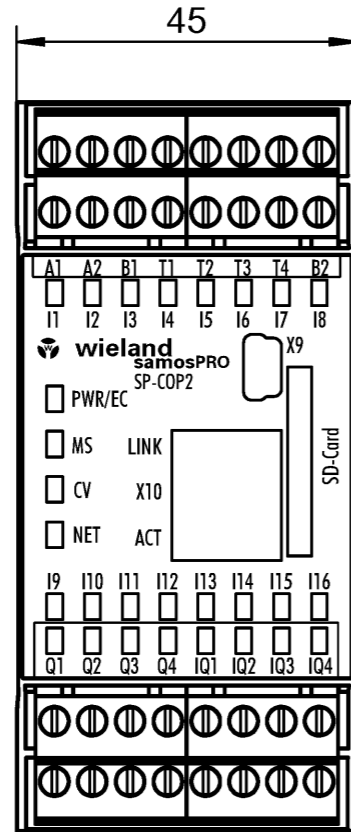
ROHS conformity status	compliant/exempted
ROHS exceptions	III-6(c); III-7(c)I
REACH-SVHC conformity status	Duty-To-Declare
REACH-SVHC substances	Lead
REACH-SVHC CAS numbers	7439-92-1

**Fits with**

Commercial Art.No.:	Article-type description:	Description:
R1.190.1000.0	samosPRO samosPRO-Speicherkarte für SP-COP	samosPRO-Memory card for SP-COP

Weitergabe sowie Vervielfältigung dieses Dokuments, Verwertung und Mitteilung seines Inhalts sind verboten, soweit nicht ausdrücklich gestattet.  
The reproduction, distribution and utilization of this document as well as the communication of its contents to others without express authorization is prohibited.

01-QU-RD-31/21



Teile-Nr. / Part-No.	Typ / Type
R1.190.1210.0	SP-COP2-EN-A
R1.190.1250.0	SP-COP2-EN-M-A
R1.190.1310.0	SP-COP2-ENI-A
R1.190.1350.0	SP-COP2-ENI-M-A

Weitere Angaben siehe KATALOG oder eKatalog. Additional data see CATALOG or eCatalog.		www.wieland-electric.com eshop.wieland-electric.com	
ja/yes <input checked="" type="checkbox"/> Stoffverbots- und Deklarationsliste nach WN 5020.010 ist einzuhalten. Conformity with Wieland document WN 5020.010 e (list of prohibited / declarable hazardous substances) to be declared!			
Freitoleranz nach General tolerance	CAD-Zeichnung, keine manuellen Änderungen CAD drawing, no manual modifications allowed	1. Verwendung: First Use:	Blatt: Sheet:
	Werkstoff / Material	2023 Tag/Date gezeichnet drawn 18.08.	Name Koetzner
	Maßstab/Scale	Elektronische Freigabe Electronic Release	
	Datei / File: 04158_/R1.190.1210.0_01K.DCD	Ersatz für / Replacement for:	
	<b>wieland</b>	Type	Benennung / Title
Index	Datum / Blatt Date / Sheet	Teilespezifikation / Component specification	
Änderung / Revision		Schraubsteckblockklemme samosPRO SP-COP2	
		Zeichnung Nr. / Drawing No. <b>T R1.190.1210.0 /01K</b> Maße in mm / Dimensions are in mm	

A  
1  
2  
3  
4  
5  
6  
7  
8  
9  
10  
11  
12  
13  
14  
15  
16  
17  
18  
19  
20  
M1  
M2  
M3  
L  
G  
i  
11.1  
12.1  
1.1