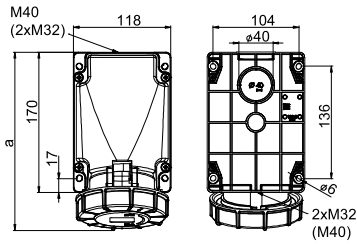


# CEE Wall sockets



angle=15°

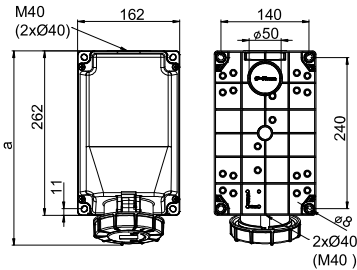
## Wall socket IP66/67

## POWER TWIST

	63 Amp		
<b>Poles</b>	3	4	5
<b>a [mm]</b>	213	213	213
<b>Height [mm]</b>	173	173	173
<b>Wire flexible [mm<sup>2</sup>]</b>	6-16		
<b>Wire solid [mm<sup>2</sup>]</b>	6-25		
<b>Contact screws [Ncm]</b>	200		
<b>Weight [g]</b>	820	869	923

- contact frame with screws
- housing material: PC/ABS
- contacts: brass with lamellar contact CuBe
  - to order with pilot contact add a „5“ e.g. 1335-6 (see page 8)
  - to order with pilot contact system (PCS) add a „6“ e.g. 1336-6 (see page 8)
- top, bottom or rear entry
- housing can be rotated by 180°
- incl. threaded bung
- cable-glands see accessories page 51

**IP66/67** watertight  
**IP44** on request



angle=15°

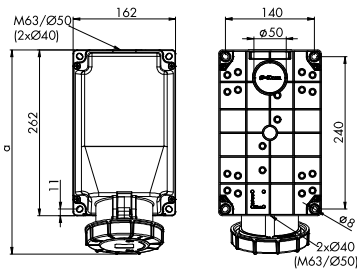
## Wall socket IP66/67

## POWER TWIST

	63 Amp		
<b>Poles</b>	3	4	5
<b>a [mm]</b>	306	306	306
<b>Height [mm]</b>	195	195	195
<b>Wire flexible [mm<sup>2</sup>]</b>	6-16		
<b>Wire solid [mm<sup>2</sup>]</b>	6-25		
<b>Contact screws [Ncm]</b>	200		
<b>Weight [g]</b>	1360	1409	1463

- contact frame with screws
- housing material: PC/ABS
- contacts: brass with lamellar contact CuBe
  - to order with pilot contact add a „5“ e.g. 13575-6 (see page 8)
  - to order with pilot contact system (PCS) please add a „6“ e.g. 13576-6 (see page 8)
- top, bottom or rear entry
- housing can be rotated by 180°
- incl. threaded bung
- cable-glands see accessories page 51

**IP66/67** watertight  
**IP44** on request



angle=15°

## Wall socket IP66/67

## POWER TWIST

	125 Amp		
<b>Poles</b>	3	4	5
<b>a [mm]</b>	322	322	322
<b>Height [mm]</b>	205	205	205
<b>Wire flexible [mm<sup>2</sup>]</b>	16-50		
<b>Wire solid [mm<sup>2</sup>]</b>	16-50		
<b>Contact screws [Ncm]</b>	450		
<b>Weight [g]</b>	1745	1752	1852

- contact frame with hexag socket screws
- housing material: PC/ABS
- contacts: brass with lamellar contact CuBe
  - to order with pilot contact add a „5“ e.g. 1455-6 (see page 8)
  - to order with pilot contact system (PCS) add a „6“ e.g. 1456-6 (see page 8)
- top, bottom or rear entry
- housing can be rotated by 180°
- incl. threaded bung
- cable-glands see accessories page 51

**IP66/67** watertight


### Advantages:

Housing can be rotated by 180° – the position of the cable entry can be chosen!

Amp.	Poles	pack. unit	110V~	230V~	400V~	500V~	>50-500V~	>50-500V~
			50/60Hz 4h	50/60Hz 3p=6h 4p+5p=9h	50/60Hz 3p=9h 4p+5p=6h	50/60Hz 7h	100-300Hz 10h	301-500Hz 2h
			Cat.No.	Cat.No.	Cat.No.	Cat.No.	Cat.No.	Cat.No.

**Basic unit HxWxD = 170x118x173; 1xM40; 2xM32**


63	3	1	133-4	<b>133-6</b>	133-9	133-7	133-10	133-2
63	4	1	134-4	134-9	<b>134-6</b>	134-7	134-10	134-2
63	5	1	135-4	135-9	<b>135-6</b>	135-7	135-10	135-2



135-6

**Basic unit HxWxD = 262x162x195; 1xM40; 2xØ40**

63	3	1	1337-4	<b>1337-6</b>	1337-9	1337-7	1337-10	1337-2
63	4	1	1347-4	1347-9	<b>1347-6</b>	1347-7	1347-10	1347-2
63	5	1	1357-4	1357-9	<b>1357-6</b>	1357-7	1357-10	1357-2




1357-6

**Basic unit HxWxD = 262x162x205; 1xØ50; 2xØ40**

125	3	1	143-4	<b>143-6</b>	143-9	143-7	143-10	143-2
-----	---	---	-------	--------------	-------	-------	--------	-------

**Basic unit HxWxD = 262x162x205; 1xM63; 2xØ40**

125	4	1	144-4	144-9	<b>144-6</b>	144-7	144-10	144-2
125	5	1	145-4	145-9	<b>145-6</b>	145-7	145-10	145-2



145-6



Accessories (cable glands) see page 51

